

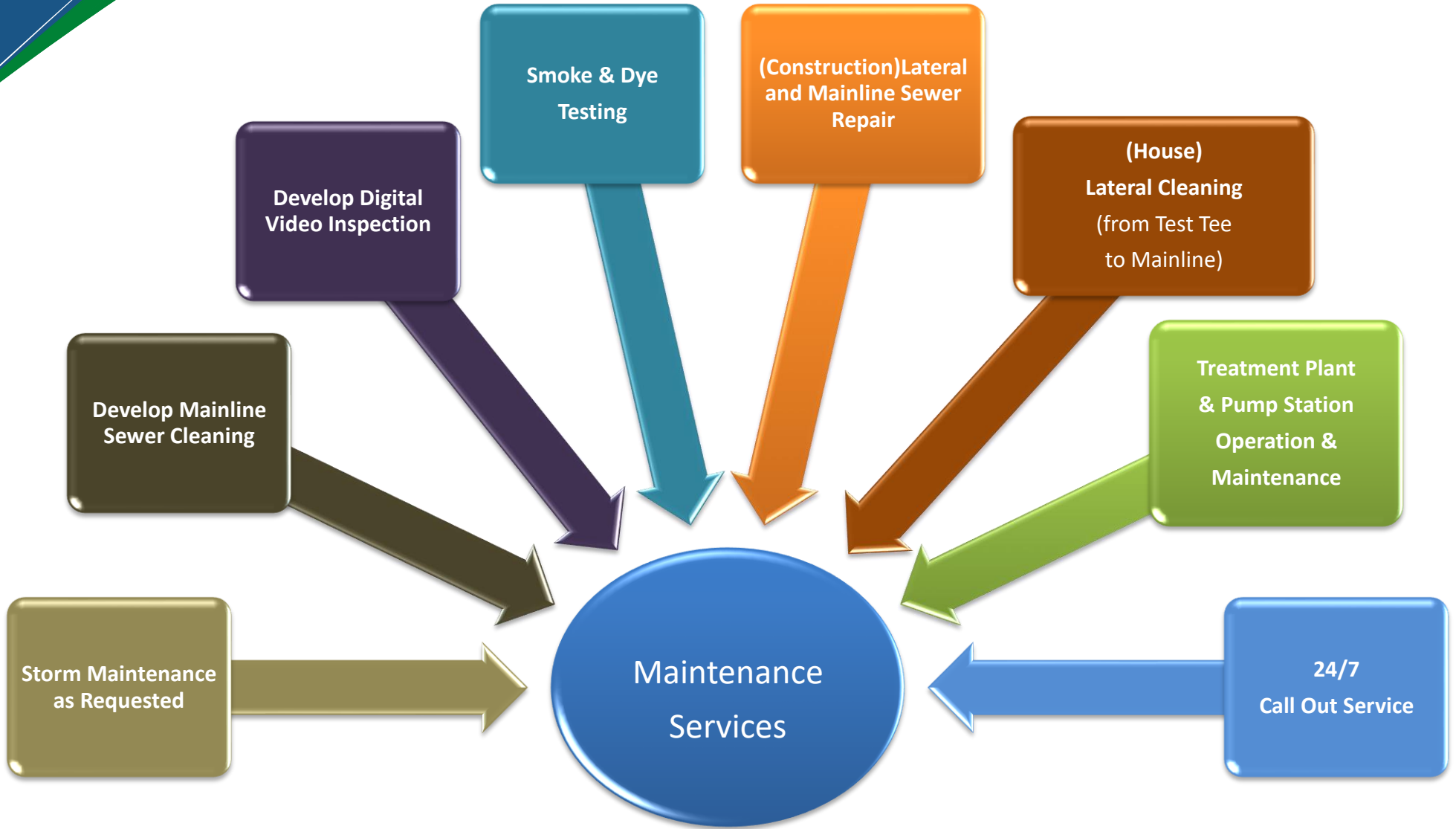


Cuyahoga County  
Together We  
Thrive

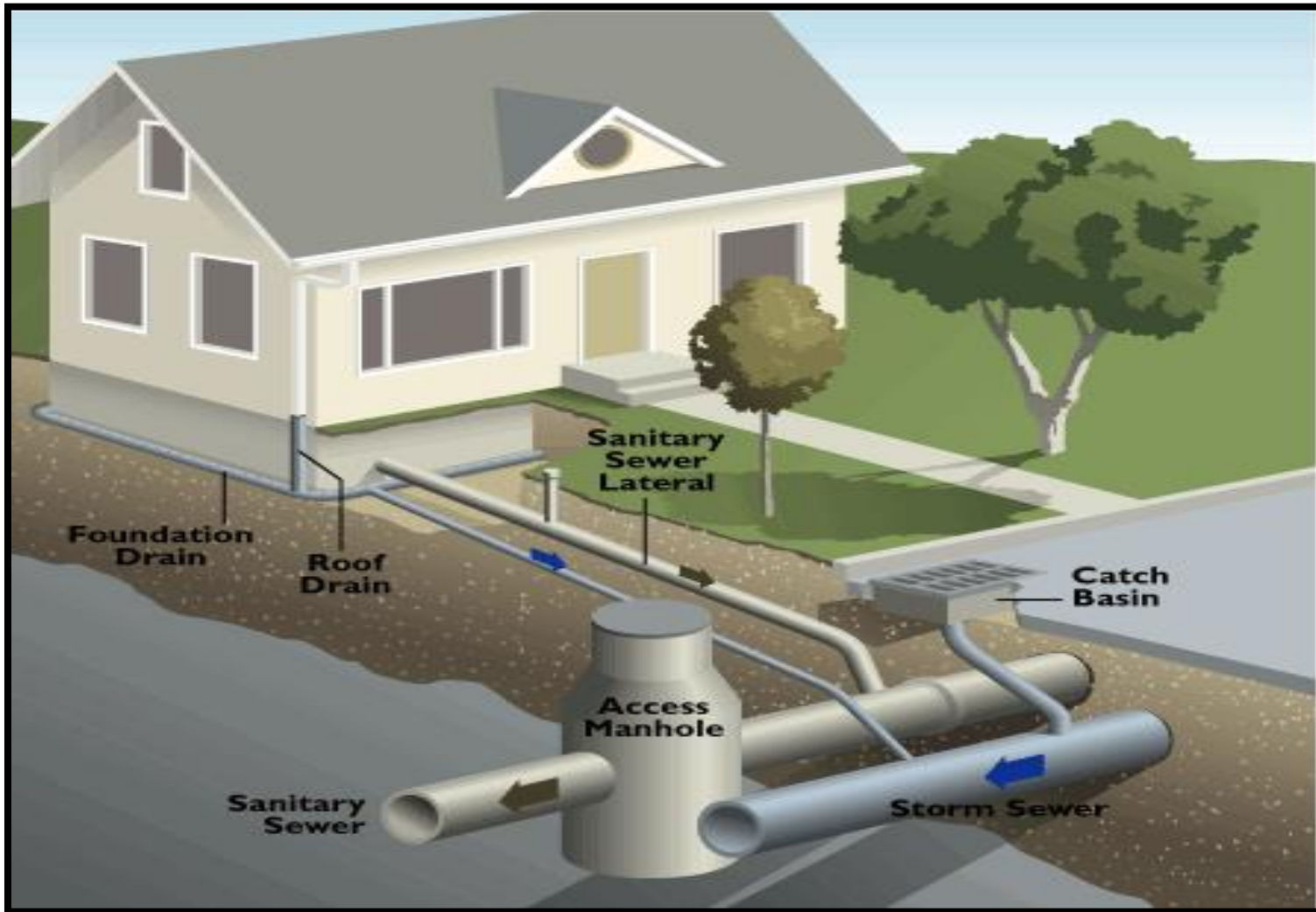
# Presentation for The City of Parma

By: Department of Public Works

February 25, 2021



# Lateral Service



# Full-Service Program

1. Number of Parcels on Sewer – 31,545 Parcels
2. Average Frontage – 60 Feet
3. Total Community Frontage on Sewer – 905,250 Feet

**\$1.75 - Sanitary Sewer**  
**\$0.40 - Storm Sewer**  
**\$0.00 - Water Program**  
**\$2.15 per Front Footage**

# 2020 Assessment Revenue

	<b>Expected Revenue</b>	<b>Actual Revenue</b>
<b>Sanitary</b>	\$ 3,341,070	\$ 3,330,019
<b>Storm</b>	\$ 803,950	\$ 801,476
<b>Water</b>	\$ 0	\$ 0
<b>TOTAL</b>	\$ 4,145,020	\$ 4,131,495



# 2020 Maintenance Summary

- House Calls 2,943
- Construction Visits 780
- Jetting 275,277 Feet
- Mainline Television Inspection 215,873 Feet



# 2020 Program Expenses

• Maintenance of Sewerage Systems	\$ 3,244,211
• Engineering and Inspection	\$ 249,755
• Pump Station	\$ 111,553
• Capital Expenses	\$ 389,234
• Loans	\$ <u>215,683</u>
Total	\$ 4,210,436

# 2020 Capital

• Kenilworth Road Repair	\$ 21,539
• Pleasant Valley Road Repair	\$ 31,027
• Sandy Hook Drive Repair	\$ 15,323
• Tuxedo Avenue Repair	\$ 17,056
• Snow Road Sewer Abandonment	\$ 11,266
• Snow Road Repair	\$ 19,723
• York Road Repair	\$ 44,320
• Sheraton Drive Lining	\$ 48,581
• Sprague Road Repair	\$ 41,193
• Allenwood Drive Repair	\$ 19,725
• Ridge Road Repair	\$ 10,627
• Arrow Lane Lining	<u>\$ 108,854</u>
Total	\$ 389,234





# 2020 Loans

- **Fernhill Loan** **\$ 98,249**
    - Maturity Date – 7/1/2032
    - Outstanding Balance - \$ 967,910
  - **Broadview Drill Drop Loan** **\$ 22,029**
    - Maturity Date – 1/1/2034
    - Outstanding Balance - \$ 240,050
  - **Sewer Repair Loan** **\$ 82,105**
    - Maturity Date – 7/1/2032
    - Outstanding Balance - \$ 710,984
  - **Broadrock Drill Drop Loan** **\$ 13,300**
    - Maturity Date – 7/1/2039
    - Outstanding Balance - \$ 202,130
- Total \$ 215,683**



# 2020 Balances

	<b>Sanitary</b>	<b>Storm</b>	<b>Water</b>	<b>Totals</b>
<b>Balance 01/01/20</b>	\$343,133	\$ (42,833)	\$ 0	\$300,300
<b>Revenue</b>	3,365,593	802,263	-	4,167,856
<b>Expenses</b>	3,244,004	966,432	-	4,210,436
<b>Balance 12/31/20</b>	\$464,722	\$(207,002)	\$ 0	\$257,720

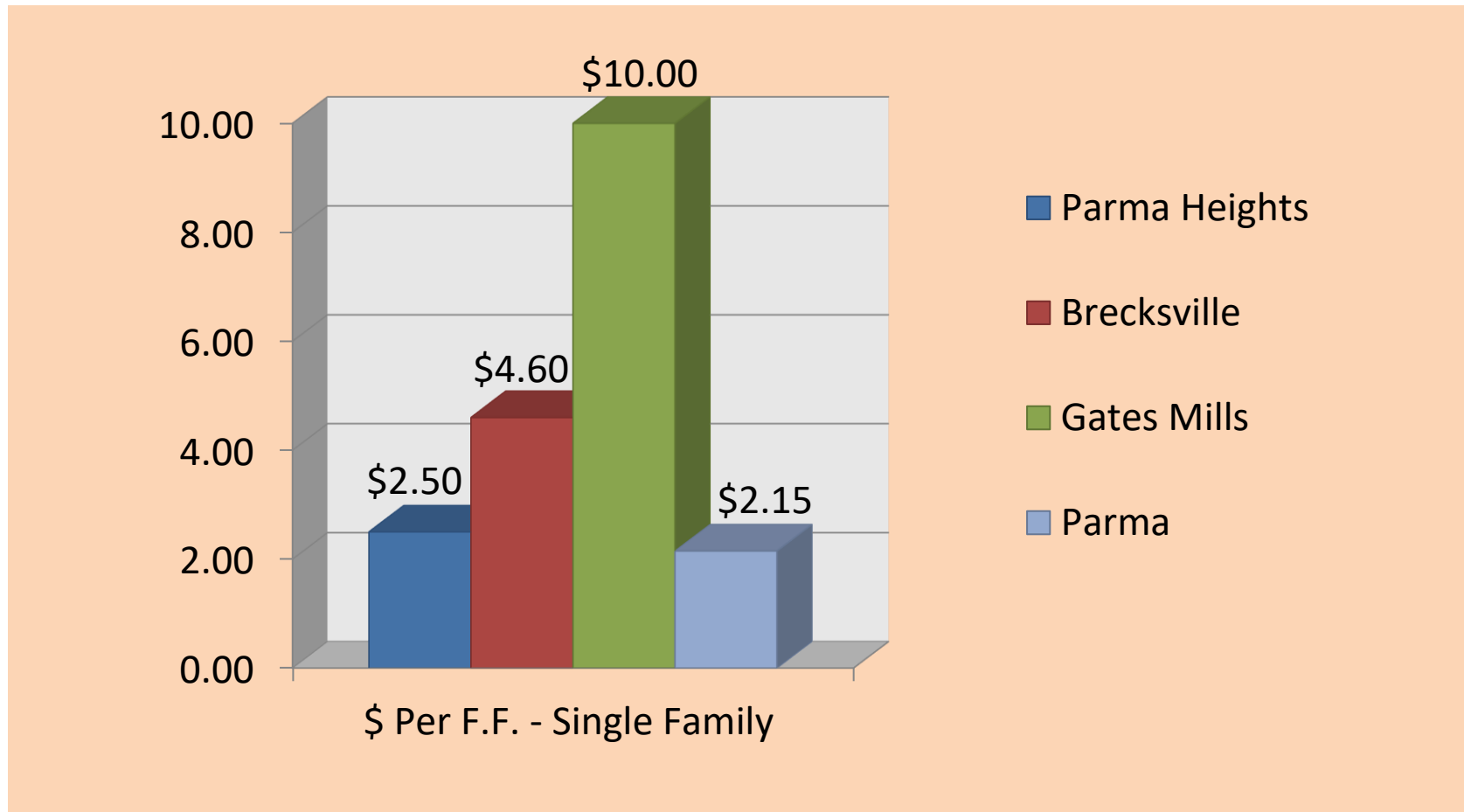


# 2021 Projected Balances

	<b>Sanitary</b>	<b>Storm</b>	<b>Water</b>	<b>Totals</b>
<b>Balance 01/01/21</b>	\$ 464,722	\$ (207,002)	\$ 0	\$ 257,720
<b>Revenue</b>	3,365,000	803,000	\$ 0	4,168,000
<b>Expenses</b>	3,200,000	550,000	\$ 0	3,750,000
<b>Balance 12/31/21</b>	\$ 629,722	\$ 45,998	\$ 0	\$ 675,720



# Full-Service Program Costs



# 2021 Sewer Engineering Priorities

1. Illicit Discharge Mitigation
2. Repairs/Rehab – sinkholes and loss of service situations
3. Review of Commercial Development & Connections
4. Coordination with NEORSD SSES & Stormwater Projects
5. Review of Pump Stations



# Contact Information

**Michael Dever, MPA, Public Works Director**  
**(216) 348-3805**

**Thomas P. Sotak, P.E., Chief Deputy - Engineering**  
**(216) 698-2534**

**Hugh Blocksidge, P.E., Chief Section Engineer Sanitary**  
**(216) 443-8205**

**Edward Premen, M.B.A., Business Services Manager**  
**(216) 443-8237**

**Bryan Hitch, Deputy Chief of Maintenance**  
**(216) 443-8219**



